

The Scottish Open for The Icelandic Horse Element Nine Guide Junior Riders



ELEMENT NINE You can View and Download Element 9 How to Guide for help selecting your choice.

Rider/Handlers Choice

Part 1

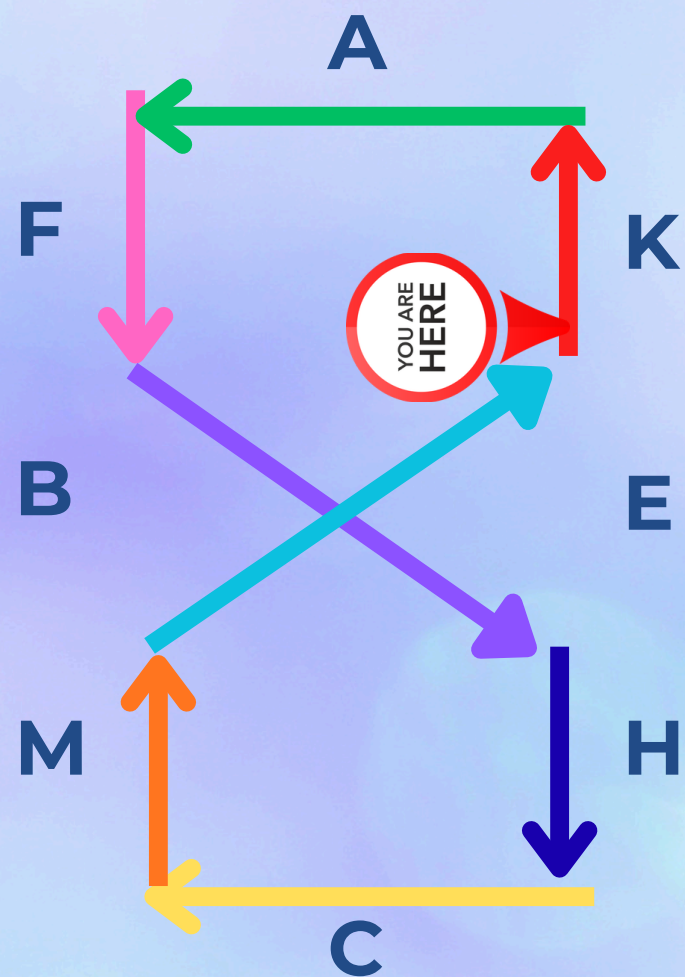
Select your 'element' from the below list to perform:

Ridden

- Round The World
- Toe Touch
- Lay Back

In-Hand

- Carrot Stretches
- Turning on The Haunches
- Pick Up Each Hoof



Position/start your element just before K (The start of the red arrow)

Part 2

Ridden

In-Hand

- Give your horse a big hug and/or kiss
- Continue to the start and finish point, halt and salute.
- The 'Clock' stops once you salute.

Maximum Time: 20 seconds

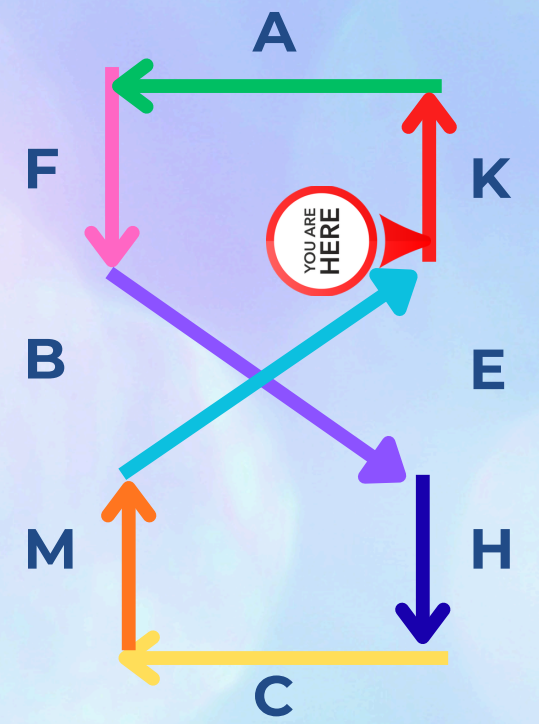


ELEMENT NINE

Ridden

Round The World or Around The World

- 1. Halt Just before K. (Your groom can help you by holding your horse.)
- 2. Complete one full Round/Around The World
- 3. Once you have your stirrups back, give your horse a big hug and go to the finish point and salute.



Position/start your element just before K (The start of the red arrow)

A useful short on YouTube: www.youtube.com/shorts/E02eEv8h-Xw

Maximum Time: 20 seconds

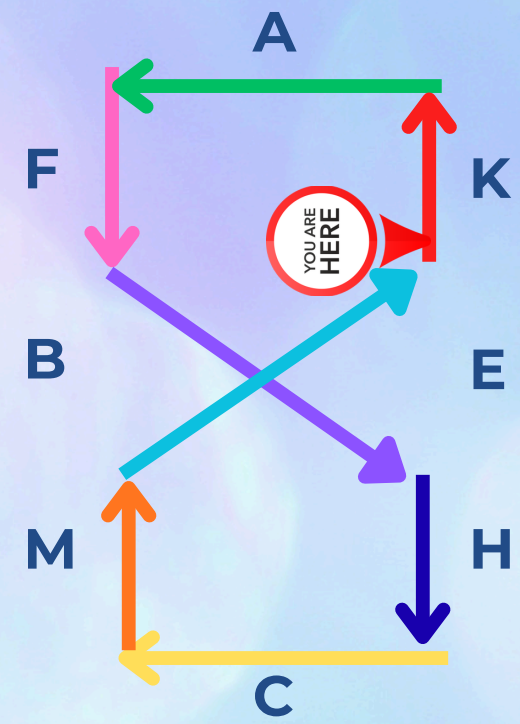


ELEMENT NINE

Ridden

Toe Touch

1. Halt Just before K. (Your groom can help you by holding your horse.)
2. Keeping your feet in the stirrups, use your left hand to reach down to touch the toes of your right foot.
3. Keeping your feet in the stirrups, use your right hand to reach down to touch the toes of your left foot.
4. Once you have your reins back, give your horse a big hug and go to the finish point and salute.



Position/start your element just before K (The start of the red arrow)



A useful short on YouTube: No suitable video found.

Maximum Time: 20 seconds

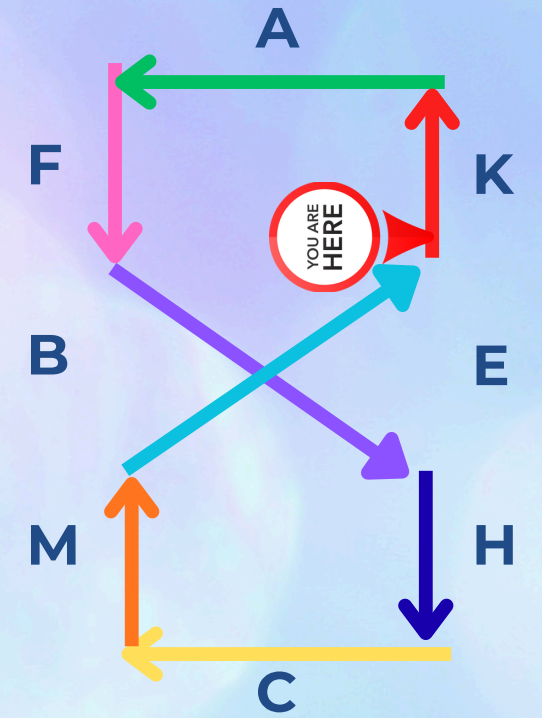



ELEMENT NINE

Ridden

Toe Touch

1. **Halt Just before K.** (Your groom can help you by holding your horse.)
2. **Keeping your feet in the stirrups start to lean back.**
3. **Continue to lean back until your hat touches your horses rump.**
4. **Once you have sat back up, give your horse a big hug and go to the finish point and salute.**



Position/start your element just before K (The start of the red arrow)

A useful short on YouTube: No suitable video found

Maximum Time: 20 seconds

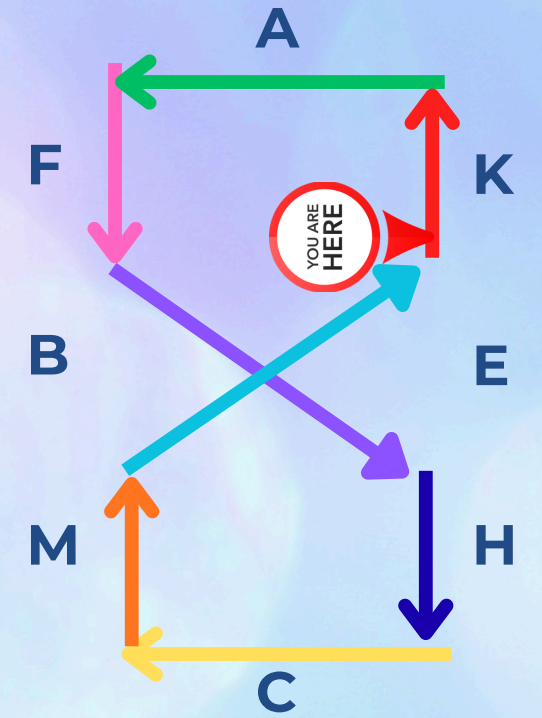


ELEMENT NINE

In-Hand

Carrot Stretches

1. Halt Just before K.
2. Complete two 'carrot stretches'
3. Once you have finished the stretches, give your horse a big hug, go to the finish point and salute.



Position/start your element just before K (The start of the red arrow)

A useful YouTube Video: www.youtube.com/watch?v=NF6-iwSpoYY

Maximum Time: 20 seconds

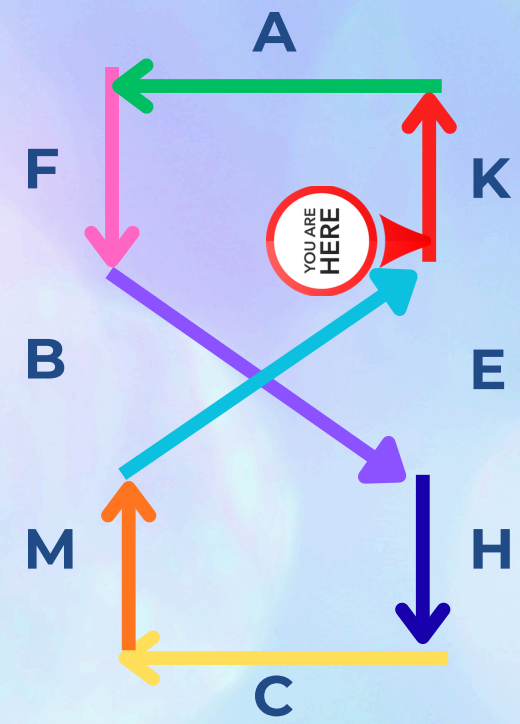


ELEMENT NINE

In-Hand

Turning on The Haunches

- 1. Halt Just before K.
- 2. You can complete a half turn or a full turn on the haunches
- 3. Once you have completed your 'turn' circle so you are facing back towards K, give your horse a big hug, go to the finish point and salute.



Position/start your element just before K (The start of the red arrow)

A useful YouTube Video: www.youtube.com/watch?v=fe2Mq1PfyVU

Maximum Time: 20 seconds

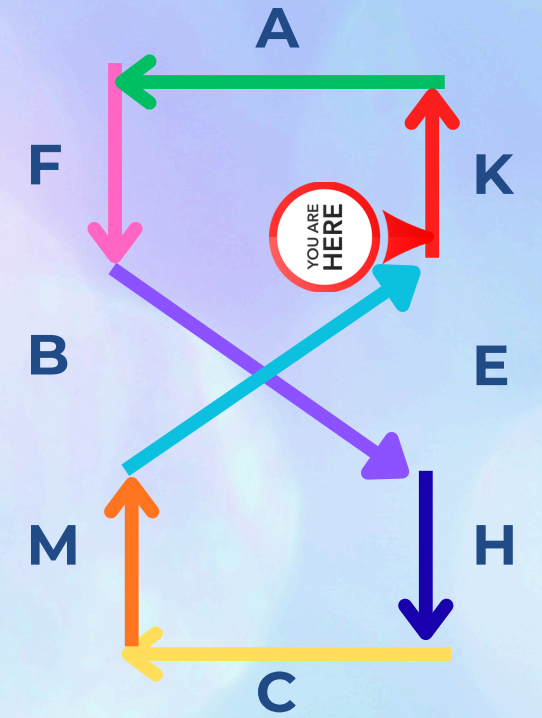


ELEMENT NINE

In-Hand

Pick Up Each Hoof

1. **Halt Just before K.** (Your groom can help you by holding your horse.)
2. **Complete one full Round/Around The World**
3. **Once you have your stirrups back, go to the finish point and salute.**



Position/start your element just before K (The start of the red arrow)

A useful short on YouTube: <https://www.youtube.com/watch?v=HOF0OqeROPI>

Maximum Time: 20 seconds



The videos linked to each option are provided for convenience and for informational purposes only.

The Scottish Open for The Icelandic Horse assumes no responsibility for the accuracy, reliability, or content of these third-party websites, and their inclusion does not imply an endorsement of the views expressed within them.

The Scottish Open for The Icelandic Horse has no control over the availability of these videos.

Users are responsible for verifying the accuracy of information found there. The Scottish Open for The Icelandic Horse will not be liable for any damages or losses arising from the use of these external resources